


Diode Module UG 5122



Your Advantages

- Protects up to 8 contacts when switching inductive DC loads
- High dielectric strength
- Ready for mounting in switching cabinets
- Pluggable clamps allow a fast module change
- Unique design with UG- switching devices

Features

- Pluggable terminal block with screw terminals
- Width: 22.5 mm

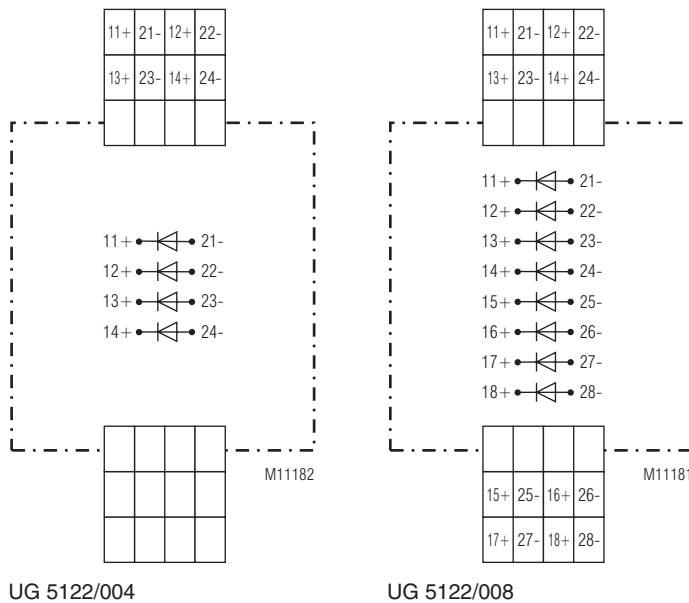
Product Description

The diode module UG 5122 has 4 or 8 free wheeling diodes. Via pluggable connecting clamps they could be integrated easily in DC- loads. So the diode module offers a simple contact protection when switching inductivities at DC- loads.

Approvals and Markings



Circuit Diagrams



Application

The diode module UG 5122 is using to protect contacts when switching inductive DC loads.

Safety notes

A correct polarity has to be observed!

Technical Data		
Technology		Avalanche - Diode
Repetitive peak reverse voltage	[V _{RRM}]	max. 1600 V
Forward current, medium	[I _{F(AV)M}]	max. 1 A
Surge forward current	[I _{FSM}]	120 A (10 ms)
Forward voltage drop	[V _F]	max. 1.25 V (I _F = 7 A)
Reverse leakage current	[I _R]	max. 2 mA (T _A = 180 °C)

General Data

Nominal operating mode:	continuous operation	
Temperature range:	- 40 ... + 80°C	
Clearance and creepage distance	rated impulse voltage / pollution degree:	
	4 kV / 2	IEC 60 664-1
EMC		
Electrostatic discharge (ESD):	8 kV (air)	IEC/EN 61 000-4-2
Fast transients:	2 kV	IEC/EN 61 000-4-4
Surge		
between wire and ground:	4 kV	IEC/EN 61 000-4-5
Interference suppression	Limit value class B	EN 55 011
Degree of protection:		
Housing:	IP 20	IEC/EN 60 529
Terminals:	IP 20	IEC/EN 60 529
Housing:	thermoplastic with V0 behaviour according to UL subject 94	
Vibration resistance:	Amplitude 0.35 mm	
	Frequency 10 ... 55 Hz IEC/EN 60 068-2-6	
Climate resistance:	40 / 080 / 04 IEC/EN 60 068-1	
Wire connection		
Terminals blocks with screw terminal		
Cross section:	1 x 0.25 ... 2.5 mm ² solid or stranded ferruled (isolated) or 2 x 0.25 ... 1.0 mm ² solid or stranded ferruled (isolated)	
Insulation of wires or sleeve length:	7 mm	
Wire fixing:	captive slotted screw	
Mounting:	DIN rail IEC/EN 60 715	
Weight:	approx. 150 g	

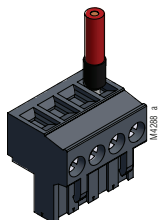
Dimensions

Width x height x depth: 22.5 x 105 x 120.3 mm

Standard Types

UG 5122PS/004	
Article number:	066355
• Protection of 4 contacts	
• Width:	22.5 mm
UG 5122PS/008	
Article number:	066356
• Protection of 8 contacts	
• Width:	22.5 mm

Options with Pluggable Terminal Blocks



Screw terminal (PS/plugin screw)